

# ELEGANZA 5

# LINET

Safety That Speaks for Itself

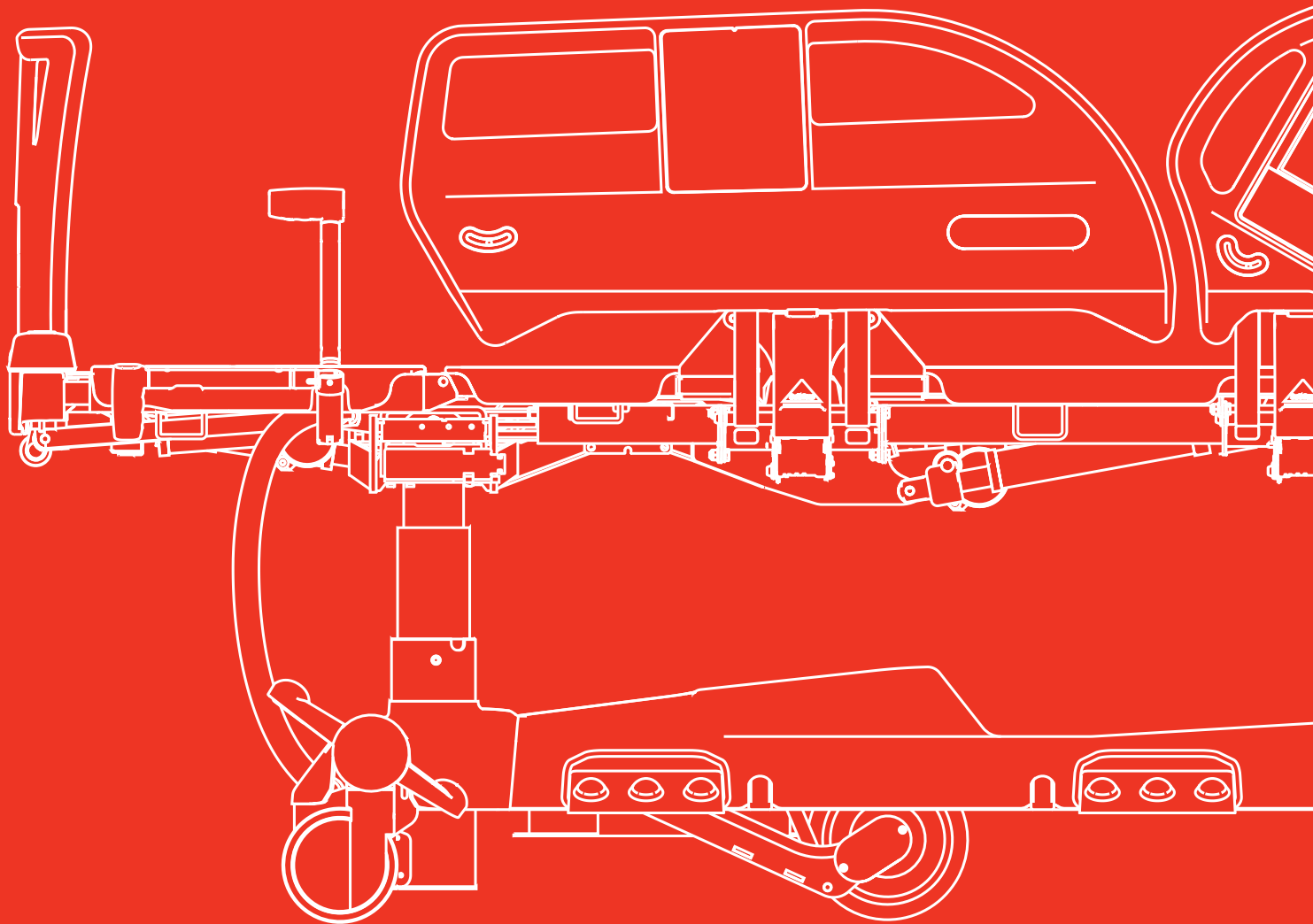


Intensive Care Bed

# ELEGANZA 5

## SAFETY THAT SPEAKS FOR ITSELF

Eleganza 5 intensive care bed is designed to reduce strain, prevent falls, and optimize workflow with advanced technologies, so your team can do what they do best – deliver exceptional care.



# REVOLUTIONARY FRAME-BASED LATERAL TILT FOR REDUCED CAREGIVER STRAIN



**Safer Patient Handling** reduces caregiver strain by **67%**, lowering the risk of MSDs.<sup>1</sup>



**Easier Patient Transfer** requires **33%** less physical effort thanks to lateral tilt.<sup>2</sup>



**Early Mobilization** alone can significantly reduce hospital stays by one day.<sup>3</sup>



**Precise Positioning** is enabled by a 1° lateral tilt for gentle, precise microshifting.


# INTELLIGENT SAFETY THAT SUPPORTS EVERY MOVE



**Multizone Bed Exit Alert** monitors the patient and notifies staff when a patient tries to leave the bed.



**Built-in voice guidance & LED indicators** remind patients to stay in bed and help caregivers quickly find the right bed before a fall.




**i-Brake®** automatically engages to reduce the risk of falls from an unstable bed.



**i-Drive Power®** reduces physical effort with motorized support, enabling easy patient transportation.

# SMART INTEGRATION FOR PATIENT MONITORING AND PRESSURE CARE



**SafetyPort** collects and visualizes real-time bed and patient data, enhancing safety and efficiency.



**SmartTracking** facilitates caregivers' daily work by tracking hospital assets or patients.



**Opticare mattress integration** enhances comfort with Microclimate Maintenance and seamless bed frame connectivity for quieter, more efficient care.

# TECHNICAL SPECIFICATIONS

Safe Working Load	250 kg / 551 lb
Maximum Patient Weight	185 kg / 407 lb
Average Bed Weight	210 kg / 463 lb
External Dimensions in Standard Bed Position (length × width)	219 cm (86.2 in) × 100 cm (39.4 in)
Trendelenburg/ Reverse Trendelenburg Position	+14° / -14°
Lateral Tilt Adjustment	+15° / -15°
Bed Extension	0 cm (0 in) – 22 cm (8.7 in)

## WIDE RANGE OF MATTRESSES



### VIRTUOSO

Features 3-cell alternating technology to deliver Zero Pressure by cyclically deflating cells. A 7.5-minute cycle supports natural body movement for better comfort and care.



### OPTICARE

Therapeutic mattress designed for optimal immersion and envelopment, with advanced features like MCM for enhanced patient comfort.

## REFERENCES

1. LINET Report Guide – Effect of lateral tilt on patients turning. 2021
2. LINET internal testing
3. Daum N, Drewniok N, Bald A, Ulm B, Buyukli A, Grunow JJ, Schaller SJ. Early mobilisation within 72 hours after admission of critically ill patients in the intensive care unit: A systematic review with network meta-analysis. *Intensive Crit Care Nurs.* 2024 Feb;80:103573. doi: 10.1016/j.iccn.2023.103573. Epub 2023 Nov 8. PMID: 37948898.



Members of LINET Group

LINET spol. s r.o. | Želevčice 5, 274 01 Slaný | Czech Republic  
tel.: +420 312 576 400 | fax: +420 312 522 668 | e-mail: info@linet.com | www.linet.com

